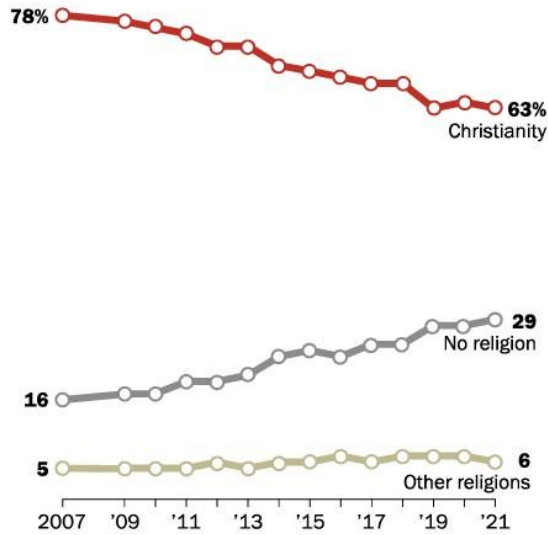


In U.S., roughly three-in-ten adults now religiously unaffiliated

% of U.S. adults who identify with ...



Note: Those who did not answer are not shown.
 Source: Data from 2020-21 based on Pew Research Center's National Public Opinion Reference Surveys (NPORS), conducted online and by mail among a nationally representative group of respondents recruited using address-based sampling. All data from 2019 and earlier from the Center's random-digit-dial telephone surveys, including the 2007 and 2014 Religious Landscape Studies. See Methodology for details.
 "About Three-in-Ten U.S. Adults Are Now Religiously Unaffiliated"

PEW RESEARCH CENTER

Eight-in-ten born-again/evangelical Protestants pray daily, say religion is 'very important' in their lives

% of U.S. adults who say ...

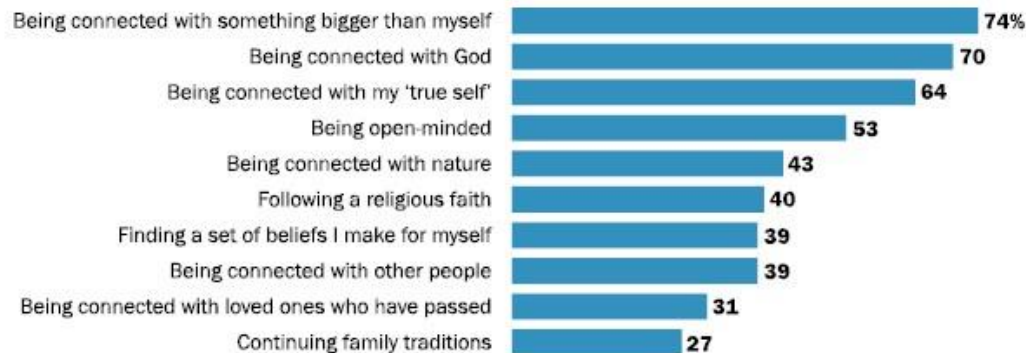
	How often do you pray?			How important is religion in your life?		
	Daily	Weekly/monthly	Seldom/never	Very	Some-what	Not too/not at all
All U.S. adults	45	22	32	41	25	33
Christian	61	25	14	59	29	11
Protestant	67	22	10	65	27	8
White	63	24	13	59	29	10
Born-again/evang.	76	18	5	79	18	3
Not evangelical	44	32	24	32	45	21
Black	79	19	2	78	21	1
Born-again/evang.	81	16	2	83	16	<1
Catholic	51	29	20	48	34	18
White	49	28	23	41	37	22
Hispanic	49	31	18	54	32	14
No religion	13	16	71	6	15	78
Born-again/evangelical Protestant (all races)	79	17	4	80	17	3
Protestant, not evangelical (all races)	50	30	20	41	41	16

Note: Those who did not answer are not shown. White and Black adults include those who report being only one race and are not Hispanic. Hispanics are of any race.
 Source: Pew Research Center's 2021 National Public Opinion Reference Survey (NPORS), conducted online and by mail among a nationally representative group of respondents recruited using address-based sampling.
 "About Three-in-Ten U.S. Adults Are Now Religiously Unaffiliated"

PEW RESEARCH CENTER

Most spiritual Americans say being connected with 'something bigger than myself' is essential to being spiritual

Among spiritual U.S. adults, % who say ____ is essential to what being spiritual means to them

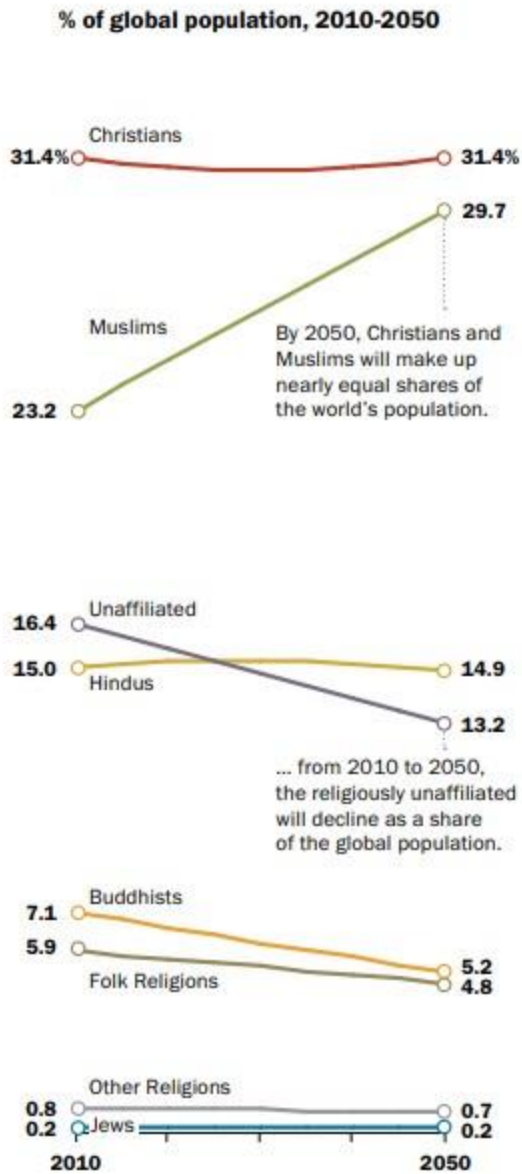
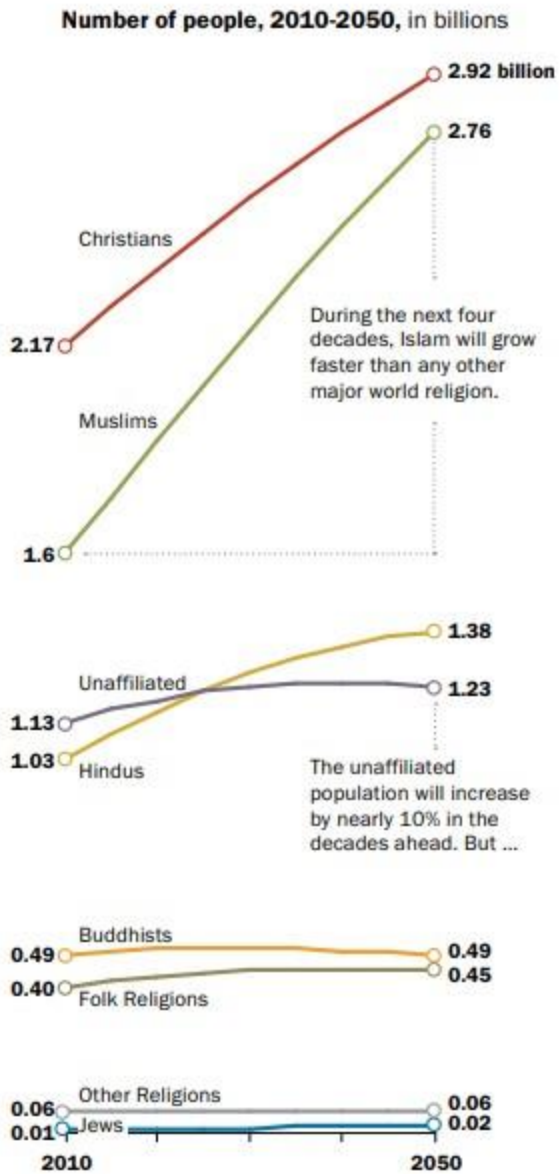


Note: "Spiritual" are those who say they think of themselves as spiritual or that spirituality is very important in their lives.
 Source: Survey of U.S. adults conducted July 31-Aug. 6, 2023.
 "Spirituality Among Americans"

PEW RESEARCH CENTER

Projected Change in Global Population

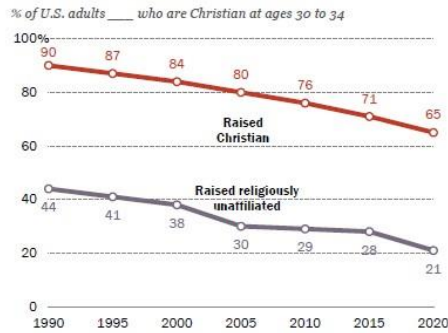
With the exception of Buddhists, all of the major religious groups are expected to increase in number by 2050. But some will not keep pace with global population growth, and, as a result, are expected to make up a smaller percentage of the world's population in 2050 than they did in 2010.



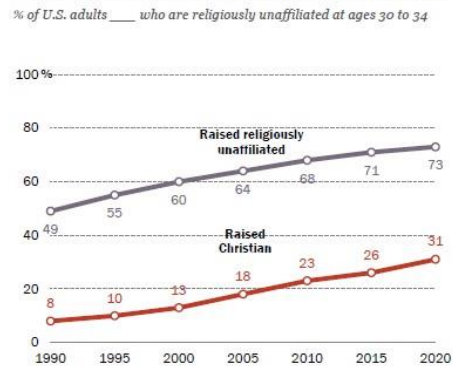
Source: The Future of World Religions: Population Growth Projections, 2010-2050

PEW RESEARCH CENTER

Young Americans are now less likely to become or remain Christian ...



... and more likely to become or remain unaffiliated



Note: Estimates are based on aggregated and smoothed data from General Social Survey and Pew Research Center data.
 Sources: General Social Survey (1990-2018) and Pew Research Center survey (2019).
 "Modeling the Future of Religion in America"
 PEW RESEARCH CENTER

In all four main scenarios, religiously unaffiliated Americans are projected to approach or exceed Christians in number by 2070

% of Americans of all ages in each group (projected)

Scenario 1: Steady switching

Movement into and out of Christianity remains stable at recently observed rates. That is, in each new generation, 31% of Christians become religiously unaffiliated before they turn 30, and 21% of unaffiliated people become Christian.

Scenario 2: Rising disaffiliation with limits

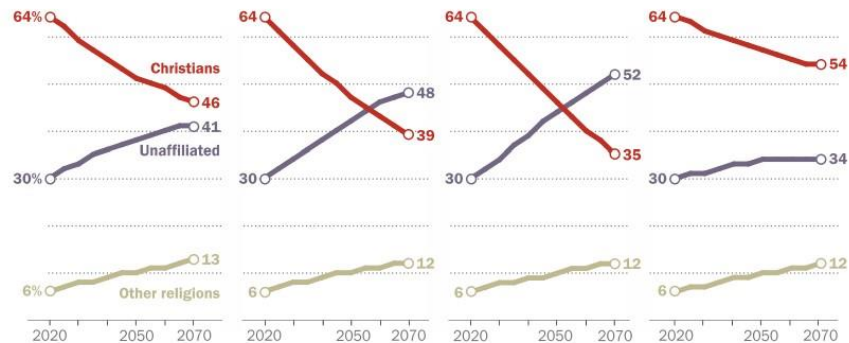
In each new generation, a growing share of Christians switch out before they turn 30, while a shrinking share of 'nones' switch in. But the switching rate is capped to prevent the share of Christians who leave the faith from rising above 50%.

Scenario 3: Rising disaffiliation without limits

In each new generation, a growing share of Christians switch out before they turn 30, while a shrinking share of 'nones' switch in. No cap is imposed on switching rates.

Scenario 4: No switching

This scenario imagines no person in America has changed or will change their religion after 2020.



Source: Pew Research Center projections. See Methodology for details.
 "Modeling the Future of Religion in America"